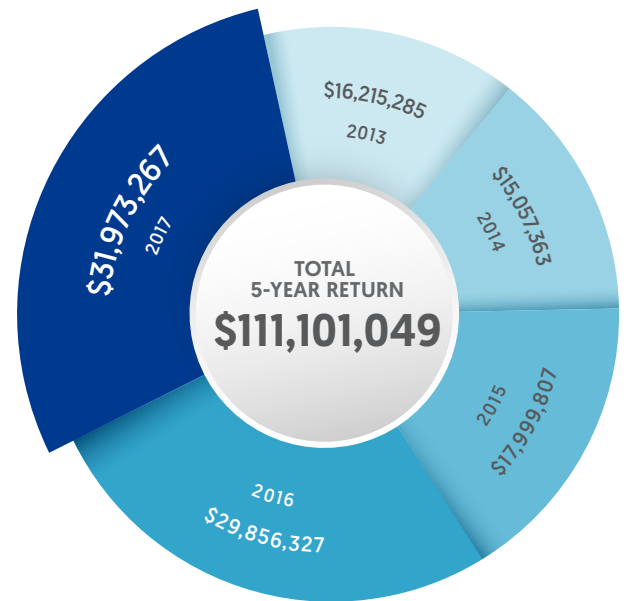


MagMutual works to maintain a strong and growing company, not only to back the promise to protect PolicyOwnersSM, but also to return as much as possible in the form of dividends and rewards.

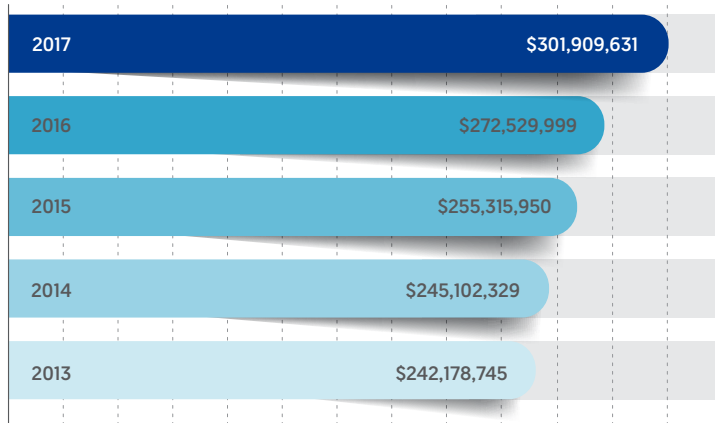
Through innovation, dedication and hard work we will always protect and support our PolicyOwners in the practice, business and regulation of medicine. MagMutual belongs to our PolicyOwners, and we owe our success to their loyalty and support.



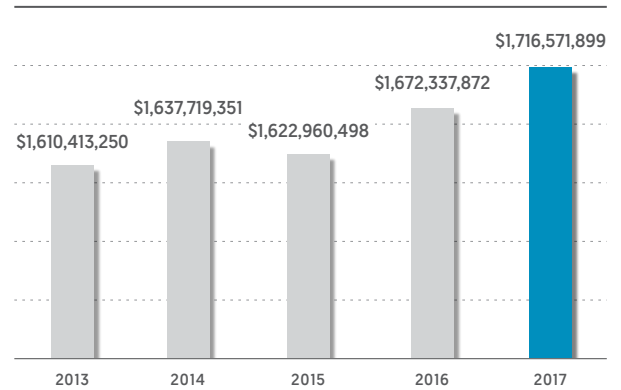
POLICYHOLDER DIVIDENDS 2013-2017
Includes OwnersCircle[®] payouts and UpToDate[®] substitutions

[Watch the 2017 Annual Report Video](#)

GROSS WRITTEN PREMIUM 2013-2017



TOTAL ADMITTED ASSETS 2013-2017



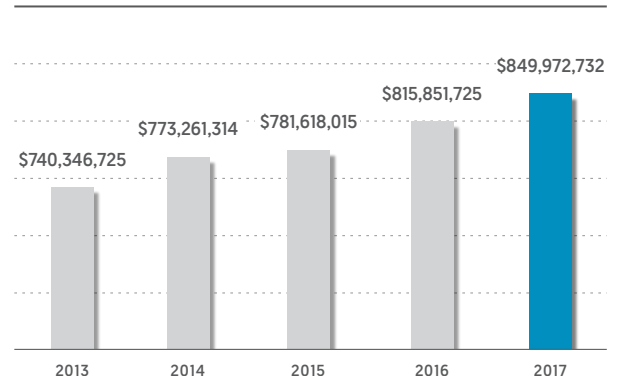
NET INCOME BEFORE POLICYHOLDER DIVIDENDS & INCOME TAXES 2013-2017

2017	\$61,384,344
2016	\$53,736,910
2015	\$61,401,018
2014	\$78,884,029
2013	\$87,697,391

TOTAL LOSS AND LAE RESERVES 2013-2017

2017	\$540,114,064
2016	\$521,795,857
2015	\$499,015,900
2014	\$504,576,000
2013	\$550,303,000

CAPITAL & SURPLUS 2013-2017



*Note: Contains the combined statutory financials for MagMutual Insurance Company and Professional Security Insurance Company
Dividends and Owners Circle allocations are declared at the discretion of the MagMutual Board of Directors. Proforma excluding the impacts of COPIC for 2015 and 2016